



Jiangsu Expressway Company Limited  
(Hong Kong Stock Exchange Stock Code: 00177)

# Intelligent



# Seamless

2013 THE THIRD QUARTERLY REPORT

## 1. IMPORTANT MESSAGE

- 1.1** The board of directors (the “Board”) and the directors of Jiangsu Expressway Company Limited (the “Company”) warrant that there are no false representations or misleading statements contained in, or material omissions from, this report, and jointly and severally accept responsibility for the truthfulness, accuracy and completeness of the content of this report.
- 1.2** Ms. Cheng Chang Yung Tsung, Alice, a director of the Company, was not able to attend the Board meeting due to business engagements and appointed Mr. Fang Hung, Kenneth to vote on her behalf.
- 1.3** This quarterly report is prepared in accordance with the regulations on disclosure of information in quarterly reports for listed companies issued by the China Securities Regulatory Commission. This report will be published simultaneously in the People’s Republic of China and Hong Kong.
- 1.4** The financial statements contained in this 2013 Third Quarterly Report of the Company are unaudited but have been reviewed by the Audit Committee of the Company.
- 1.5**
- |   |                 |
|---|-----------------|
| Legal representative of the Company     | Yang Gen Lin    |
| Chief Accountant                        | Qian Yong Xiang |
| Person in Charge of the Accounting Body | Yu Lan Ying     |

Mr. Yang Gen Lin, Chairman of the Company, Mr. Qian Yong Xiang, Director and General Manager, and Ms. Yu Lan Ying, Financial Controller, warrant the truthfulness and completeness of the financial statements in the quarterly report.

## 2. BASIC INFORMATION OF THE COMPANY

### 2.1 Major accounting data and financial indicators

Unit: RMB'000

	As at the end of the reporting period	As at the end of the previous year	Increase/ (decrease) as at the end of the reporting period as compared to the end of the previous year (%)
Total assets	26,741,342	25,849,258	3.45
Equity attributable to owners (equity holders) of the Company	19,059,835	18,688,862	1.98
Net assets per share attributable to equity holders of the Company (RMB)	3.78	3.71	1.98
	Beginning of the year to end of the reporting period (January– September)	Corresponding period of the previous year (January– September)	Increase/ (decrease) for the reporting period as compared to the corresponding period of the previous year (%)
Net cash flows from operating activities	2,403,083	2,278,813	5.45
Operating revenue	5,642,250	5,862,195	-3.75
Net profit attributable to equity holders of the Company	2,155,589	1,931,506	11.60
Net profit attributable to equity holders of the Company after non-recurring profit/loss	2,091,447	1,947,814	7.37
Weighted-average return on net assets (%)	10.90	10.43	Increased by 0.47 percentage point
Basic earnings per share (RMB)	0.4279	0.3834	11.60
Diluted earnings per share (RMB)	N/A	N/A	N/A

## Non-recurring profit/loss and amount

Unit: RMB'000

Non-recurring profit/loss	Amount for the reporting period (July– September)	Amount from the beginning of the year to the end of the reporting period (January– September)	Explanation
Gain (loss) from disposal of non-current assets	-3,426	85,321	The amount for the period from January to September mainly represents the gain from disposal of Zhenjiang branch of Shanghai-Nanjing Expressway; while the amount for the period from July to September mainly represents the losses from disposal of fixed assets.
Gain from disposal of available for sale financial assets	1,264	3,480	Gain from short-term wealth management products purchased by the Company
Gain (loss) from change in fair value	3,058	3,728	Gain from changes in fair value of available for sale financial assets.
Governmental grants	540	540	National appropriation for research projects.
Other non-operating income and expenses, net	-3,466	-8,425	
Effects of income tax	1,272	-20,229	
Effects of minority interests' profit/(loss)	-248	-273	
<b>Total</b>	<b>-1,006</b>	<b>64,142</b>	

## 2. BASIC INFORMATION OF THE COMPANY

### 2.2 Table on the total number of shareholders and the top ten holders of circulating shares not subject to selling restrictions as at the end of the reporting period (after completion of the Share Segregation Reform)

Unit: share

Total number of shareholders at the end of the reporting period 44,508

#### Shareholdings of top ten shareholders

Name of shareholder	Type of shareholder	Shareholding percentage (%)	Number of shares held	Number of shares held subject to selling restrictions	Number of shares pledged or frozen
Jiangsu Communications Holdings Company Ltd.	State-owned legal person	54.44	2,742,578,825	0	Nil
China Merchants Huajian Highway Investment Co., Ltd.	State-owned legal person	11.69	589,059,077	0	Nil
Blackrock, Inc.	Foreign legal person	2.00	100,675,240	0	Unknown
Mondrian Investment Partners Limited	Foreign legal person	1.95	98,190,000	0	Unknown
Matthews International Capital Management, LLC	Foreign legal person	1.72	86,528,000	0	Unknown
JPMorgan Chase & Co.	Foreign legal person	1.65	82,913,940	0	Unknown
The Bank of New York Mellon Corporation	Foreign legal person	1.46	73,483,847	0	Unknown
Deutsche Bank Aktiengesellschaft	Foreign legal person	1.24	62,559,481	0	Unknown
Jiantou Zhongxin Asset Management Co., Ltd.	Others	0.42	21,410,000	21,410,000	Unknown
Guotai Junan Securities Co., Ltd.	Others	0.36	18,198,391	0	Unknown

### Shareholdings of the top ten holders of circulating shares not subject to selling restrictions

Name of shareholder	Number of shares held as at the end of the reporting period (shares)	Type of shares
Jiangsu Communications Holdings Company Ltd.	2,742,578,825	RMB-denominated ordinary shares
China Merchants Huajian Highway Investment Co., Ltd.	589,059,077	RMB-denominated ordinary shares
Blackrock, Inc.	100,675,240	Overseas-listed foreign shares
Mondrian Investment Partners Limited	98,190,000	Overseas-listed foreign shares
Matthews International Capital Management, LLC	86,528,000	Overseas-listed foreign shares
JPMorgan Chase & Co.	82,913,940	Overseas-listed foreign shares
The Bank of New York Mellon Corporation	73,483,847	Overseas-listed foreign shares
Deutsche Bank Aktiengesellschaft	62,559,481	Overseas-listed foreign shares
Guotai Junan Securities Co., Ltd.	18,198,391	RMB-denominated ordinary shares
International Finance – Standard Chartered – Government of Singapore Investment Corporation Pte Ltd	16,027,361	RMB-denominated ordinary shares

Details of the above shareholders who are connected to each other or acting in concert

The Company is not aware of the above shareholders who are connected to each other or acting in concert.

## 3. SIGNIFICANT MATTERS

### 3.1 Details and reasons for material changes in the major financial statement items and financial indicators of the Company

Applicable

Not applicable

Since the commencement of the third quarter of the year, China's macro economy has stabilized and showed signs of gradual improvement which helped the traffic volumes to maintain the growth trend in the first half of the year. In the third quarter, the average daily traffic volume on Shanghai-Nanjing Expressway was approximately 71,922 vehicles, up approximately 3.55% and 7.35% respectively from the second quarter this year and from the same period of 2012. In particular, truck traffic volume saw a year-on-year growth of approximately 5.73% but declined by 2.28 percentage points in growth as compared with the growth in the first half of the year, with the proportion of truck traffic volume increasing slightly by 0.34 percentage point from the same period last year and by 2.27 percentage points from the first half of the year to 28.83%; while the traffic volume of passenger vehicles increased by 8.03% in the third quarter, basically stayed flat as compared with the first half of the year. Except for Nation Highway 312 ("G312") which was greatly impacted by the removal of toll stations, other roads and bridges operated by the Group maintained a satisfactory growth in traffic volumes.

As to toll revenue, as there are no "toll-free" holidays fall in the third quarter, the growth of toll revenue was basically consistent with the growth of traffic volumes. However, due to the impact of the toll-free passage during the three major holidays (i.e., Spring Festival, Qingming Festival and May Day) totaling 13 days in the first half of the year, there was still certain gap between the growth in toll revenue and the growth in traffic volumes for the period from January to September, though such gap being narrowed with truck traffic volumes restoring growth. In a word, the overall toll revenue for the period from January to September was better than as expected at the beginning of the year.

### Data of average daily traffic volumes and average daily toll revenues of various roads and bridges from January to September 2013

Road/Bridge	Average daily traffic volume (vehicles/day)			Average daily toll revenue (RMB'000/day)		
	January– September	Corresponding period of the previous year	Change %	January– September	Corresponding period of the previous year	Change %
Shanghai-Nanjing Expressway	71,763	66,510	7.90	12,346.57	11,861.99	4.09
Shanghai-Nanjing Section of National Highway 312	9,013	16,668	-45.93	141.85	255.23	-44.42
Nanjing Section of Nanjing-Lianyungang Highway	4,834	4,466	8.24	95.57	90.87	5.17
Guangjing Xicheng Expressway	54,045	49,740	8.66	1,988.68	1,988.68	4.95
Jiangyin Yangtze Bridge	62,180	56,691	9.68	2,436.21	2,307.68	5.57
Sujiahang Expressway	47,010	41,454	13.40	2,806.91	2,576.46	8.94

In respect of property sales, the “One City · Guangming Mansion” (同城·光明捷座) residential project on Lot B4 in Huaqiao has 344 suites in total. From 28 June 2013, when the sales of this project commenced, to the end of the reporting period, 238 suites have been subscribed for; the “Shijia, One City” (同城世家) on Lot B Phase I Project in Jurong has 124 suites in total and 65 suites have been subscribed for, 23 out of which were subscribed for in the third quarter. The overall sales of new projects were satisfactory. Further sales activities have been initiated for “One City · Pujiang Building” (同城·浦江大廈) project on Lot C7 in Huaqiao and “Qingyuan” (慶園) project in Suzhou.



### 3. SIGNIFICANT MATTERS

During the third quarter, according to the PRC Accounting Standards for Business Enterprises (“PRC Accounting Standards”), the Group realized a total operating income of approximately RMB1,973,777,000, representing a decrease of approximately 7.46% as compared to the corresponding period of 2012. Of such operating income, the toll road business contributed approximately RMB1,418,102,000, representing an increase of approximately 8.64% as compared to the corresponding period of the previous year; cramped by the decline in sales of petroleum products, revenue from ancillary businesses decreased by approximately 6.25% from the corresponding period of 2012 to approximately RMB541,237,000; property and such other businesses as advertisements realized a total income of appropriately RMB 14,438,000, representing a decrease of approximately 94.23% as compared to the corresponding period of 2012, mainly due to the significant decline in the revenue from real estate business. This was because the “Hongqiao Mansion” project on Lot C4 in Huaqiao, Kunshan, owned by Ninghu Properties (a subsidiary of the Company) realized sales revenue of approximately RMB238,560,000 in the third quarter last year, and sales revenue of only approximately RMB3,807,000 was recognized in this period as the real estate projects were in the pre-sale stage with delivery yet to begin. The decline in sales volume of petroleum products and real estate gave rise to a significant decrease in corresponding operating costs and business taxes as compared to the corresponding period of the previous year: the operating costs in the third quarter amounted to approximately RMB906,707,000, representing a decrease of approximately 17.95% as compared to the corresponding period of the previous year; business taxes and levies amounted to approximately RMB51,463,000, representing a decrease of approximately 21.85% as compared to the corresponding period of the previous year. Meanwhile, due to the decrease in the balance of interest-bearing debts, adjustment to debt structure and other reasons, the financial expenses of the Company in the third quarter amounted to approximately RMB83,690,000, representing a decrease of approximately 18.72% as compared to the corresponding period of the previous year; Thanks to the above factors, the Company’s operating profit and net profit grew by approximately 8.97% and 7.50% respectively as compared to the corresponding period of the previous year to approximately RMB973,492,000 and RMB738,442,000. Net profit attributable to the shareholders of the Company amounted to approximately RMB720,318,000, up approximately 7.39% as compared to the corresponding period of the previous year.

From January to September 2013, the Group realized total operating revenues of approximately RMB5,642,250,000, representing a decrease of approximately 3.75% as compared to the corresponding period of 2012. In particular, toll revenue amounted to approximately RMB3,978,340,000, representing an increase of approximately 2.95% as compared to the corresponding period of 2012; revenue from ancillary services amounted to approximately RMB1,588,626,000, representing a decrease of approximately 8.15% as compared to the corresponding period of 2012; and revenue from other operations was approximately RMB75,284,000, representing a decrease of approximately 71.96% as compared to the corresponding period of 2012. As the costs of ancillary businesses and other businesses including real estate decreased respectively by 7.65% and 76.72%, the total operating costs of the Group from January to September amounted to approximately RMB2,626,900,000, representing a decrease of approximately 9.85% as compared to the corresponding period of 2012.

The Group recorded from January to September an operating profit of approximately RMB2,808,053,000, an increase of approximately 8.3% from the corresponding period of the previous year and a net profit of approximately RMB2,212,764,000, up approximately 12.08% from the corresponding period of the previous year. Net profit attributable to the shareholders of the Company amounted to approximately RMB2,155,589,000, and earnings per share was approximately RMB0.4279, representing an increase of approximately 11.6% as compared to the corresponding period of 2012.

### 3. SIGNIFICANT MATTERS

Material changes in major accounting statement items and financial indicators and reasons therefor are as follows:

#### Reasons for Material Changes in Balance Sheet Items as at 30 September 2013

Unit: RMB'000

Item	As at the end of the reporting period	As at the end of the previous year	Change	Reason
Prepayments	48,580	17,517	177.33%	Certain increase in prepayment for purchased petrol as compared with the beginning of the period.
Other current assets	145,857	327,026	-55.40%	Decrease in other current assets as a result of recovery of purchased structural deposit products upon maturity.
Available for sale financial assets	1,000,000	0	-	The Company purchased 200 million shares issued by the Bank of Jiangsu by way of non-public issuance in the reporting period.
Investment properties	36,341	22,727	59.90%	Increase in investment properties held for rent by Ninghu Investment, a subsidiary of the Company.
Construction in- progress	98,258	30,794	219.08%	Increase in relevant construction inputs due to renovation of fixed assets and other construction projects during the reporting period.
Receipts in advance	265,978	107,874	146.56%	Increase in pre-sale revenue from "Shijia, One City" (同城世家) on Lot B Phase I Project in Jurong and "One City ·Guangming Mansion" (同城·光明捷座) project on Lot B4 in Huaqiao of Ninghu Properties.

Item	As at the end of the reporting period	As at the end of the previous year	Change	Reason
Taxes payable	139,577	230,006	-39.32%	Taxes payable decreased as compared with the beginning of the year after being calculated and paid for the year 2012 during the reporting period.
Interest payable	36,576	56,575	-35.35%	Short-term commercial papers were settled during the reporting period. Interest payable decreased as compared to the end of the previous year.
Dividends payable	365,404	122,615	198.01%	Part of dividends payable for 2012 have not been paid yet.
Non-current liabilities due within one year	1,531	1,201,557	-99.87%	The Company repaid RMB1,200 million long-term borrowings due within one year during the reporting period.
Other current liabilities	1,500,000	1,000,000	50%	Short-term private placement bonds increased during the reporting period.
Bonds payable	990,379	496,482	99.48%	Medium-term notes increased during the reporting period.

### 3. SIGNIFICANT MATTERS

#### Reasons for Material Changes in Income Statement Items during the Reporting Period

Unit: RMB'000

Item	Beginning of the year to end of the reporting period	Corresponding period of last year	Change	Reason
Investment income	265,142	186,484	42.18%	Increases in investment income from Yanjiang Company and dividends from Financial Leasing Company during the reporting period led to a substantial increase in investment income of the Group.
Non-operating income	99,393	6,735	1,375.71%	Mainly attributable to income from disposal of Zhenjiang branch of Shanghai-Nanjing Expressway in the reporting period.

#### Reason for Material Change in Cash Flow Statement Items during the Reporting Period

Unit: RMB'000

Item	Beginning of the year to end of the reporting period	Corresponding period of last year	Change	Reason
Net cash flows from investing activities	-793,949	-1,140,707	-30.40%	During the reporting period, net cash paid for external investment decreased year on year.
Net cash flows from financing activities	-1,642,765	-1,155,993	42.11%	During the reporting period, net cash from financing activities increased, and cash paid for distribution of dividends decreased.

### 3.2 Analysis of progress and impact of significant events and solutions

Applicable

Not applicable

#### 1. Funding the establishment of the gas company

In light of the prevailing green trends of energy saving and emission reduction and the prospects of natural gas as clean energy to replace automotive energy, the Company proposed to establish Jiangsu GCL Gas Co., Ltd. (江蘇寧滬協鑫燃氣有限公司) (“Jiangsu GCL Gas Company”) jointly with Jiangsu GCL Oil and Gas Co., Ltd. (江蘇協鑫石油天然氣有限公司) (“Jiangsu GCL Oil and Gas”), which was considered and approved at the 9th meeting of the seventh session of the Board of the Company held on 23 August 2013. The preliminary pilot plan was to set up joint-venture LNG gas stations in the services areas along Jiangsu Expressway. Jiangsu GCL Gas Company has a registered capital of RMB30 million, of which RMB15.6 million was contributed by Jiangsu GCL Oil and Gas and RMB14.4 million was contributed by the Company, representing 52% and 48% of the total share capital, respectively. Its business scope includes investment, construction and operation of gas stations in the services areas along expressways (including LNG refueling and CNG refueling) and charging & battery switch station for electric vehicles, as well as the rooftop solar power generation. Currently, the establishment of the joint venture has been filed with and approved by the SASAC of Jiangsu Province, and the business registration is underway.

## 3. SIGNIFICANT MATTERS

### 2. Acquisition of 5% equity interest in Ninghu Investment

Jiangsu Ninghu Investment Development Co., Ltd. (“Ninghu Investment”), established in September 2002 with a registered capital of RMB100 million, was held as to 95% and 5% by the Company and Suzhou Investment Co., Ltd. (“Suzhou Investment”), respectively. In order to facilitate the respective strategic development of Ninghu Investment and Suzhou Investment, Suzhou Investment proposed to transfer its 5% equity interest in Ninghu Investment to the Company and Ninghu Investment will become a wholly-owned subsidiary of the Company upon completion of the transfer. This proposal has been considered and approved at the 9th meeting of the seventh session of the Board held on 23 August 2013 by the Company. As at the end of the reporting period, relevant filing and approval procedures are underway, and the consideration of the transfer shall be subject to approval by the SASAC of Jiangsu Province.

### 3. Progress of equity investment in Bank of Jiangsu

On 14 June 2013, the Company entered into the conditional equity investment agreement with the Bank of Jiangsu, pursuant to which, the Company would participate in the share capital enlargement of the Bank of Jiangsu by investing RMB1 billion to acquire 200,000,000 shares to be issued by the Bank of Jiangsu in its non-public private placement at RMB5 per share, representing approximately 1.9249% of the enlarged share capital of the Bank of Jiangsu. During the reporting period, the share capital enlargement of the Bank of Jiangsu has been approved by relevant PRC authorities, and the business registration procedures have been completed. Thus, the equity investment agreement entered into between the Company and the Bank of Jiangsu officially came into effect, and the consideration of RMB1 billion has been paid by the Company to the Bank of Jiangsu upon signing the agreement. For details, please refer to the further announcement of the Company published on the website of Shanghai Stock Exchange ([www.sse.com.cn](http://www.sse.com.cn)) and the website of the Stock Exchange ([www.hkexnews.hk](http://www.hkexnews.hk)) on 14 August 2013.

#### 4. Progress of investment in Changshu-Jiaxing Expressway

The Board of the Company considered and approved on 3 June 2011 the new investment project of the Kunshan-Wujiang section of the Changshu-Jiaxing Expressway (“Changshu-Jiaxing Expressway”). Suzhou Sujiayong Expressway Co., Ltd. (“Sujiayong Company”), which was owned as to 30% by the Company, took charge of the construction, operation and management of the Changshu-Jiaxing Expressway. During the reporting period, in order to improve the operating efficiency of Sujiayong Company, the expenses of RMB457 million for land requisition, demolition and relocation in relation to the project as stated in the preliminary budget plan approved by the Development and Reform Commission of Jiangsu Province was used as contributions made by the local governments along the expressway as new shareholders respectively. Therefore, the total capital of Sujiayong Company was accordingly increased from RMB1,438.49 million to RMB1,895.49 million and the capital ratio of Sujiayong Company was adjusted from 35% to 46.12%, thus lowering its debt levels and lessening its pressure on interest and principal payments to a certain extent. Taking into account the positive effects arising from the participation of the local governments along the expressway on the project, the Board of the Company agreed to waive the pre-emptive right in respect of the share capital enlargement of Sujiayong Company and maintained the original investment. As a result, the equity interest held the Company in Sujiayong decreased from 30% to 22.77%. For details, please refer to the further announcement of the Company published on the website of Shanghai Stock Exchange ([www.sse.com.cn](http://www.sse.com.cn)) and the website of the Stock Exchange ([www.hkexnews.hk](http://www.hkexnews.hk)) on 24 August 2013.



### 3. SIGNIFICANT MATTERS

#### 3.3 Undertakings made by the Company, shareholders and the de facto controller and their implementation

Applicable

Not applicable

#### 3.4 Warning and explanation in the forecast of the possible aggregate net profits from the beginning of the year to the end of the next reporting period becoming a loss or significant changes compared to the corresponding period of the previous year

Applicable

Not applicable

**Jiangsu Expressway Company Limited**  
*Legal Representative: Yang Gen Lin*  
25 October 2013

## 4. APPENDIX

### 4.1. Consolidated Balance Sheet

30 September 2013

Prepared by: Jiangsu Expressway Company Limited

Unit: yuan Currency: RMB Type of Audit: Unaudited

Assets	At the end of the reporting period	At the beginning of the year
<b>Current Assets:</b>		
Cash and bank balances	652,853,511	686,484,787
Held-for-trading financial assets	21,793,346	18,065,458
Accounts receivable	90,159,087	83,407,096
Prepayments	48,579,666	17,516,960
Interest receivable	0	192,500
Dividends receivable	4,989,960	4,989,960
Other receivables	1,248,383,778	1,156,828,707
Inventories	2,396,398,184	1,945,199,470
Other current assets	145,857,406	327,026,166
Total Current Assets	4,609,014,938	4,239,711,104
<b>Non-current Assets:</b>		
Financial assets available for sale	1,000,000,000	0
Long-term equity investments	4,040,997,730	3,777,367,323
Investment properties	36,340,562	22,726,914
Fixed assets	1,014,601,715	1,128,317,600
Construction in progress	98,258,032	30,794,305
Intangible assets	15,930,213,429	16,637,621,860
Long-term prepaid expenses	199,767	519,565
Deferred tax assets	11,715,333	12,198,968
Total Non-current Assets	22,132,326,568	21,609,546,535
<b>TOTAL ASSETS</b>	<b>26,741,341,506</b>	<b>25,849,257,639</b>

## 4. APPENDIX

Unit: yuan Currency: RMB Type of Audit: Unaudited

Assets	At the end of the reporting period	At the beginning of the year
<b>Current Liabilities:</b>		
Short-term borrowings	3,031,385,000	2,550,000,000
Accounts payable	370,938,652	348,951,084
Receipts in advance	265,977,649	107,873,796
Employee benefits payable	1,053,051	2,331,953
Taxes payable	139,577,257	230,006,346
Interest payable	36,576,440	56,575,256
Dividends payable	365,403,610	122,614,536
Other payables	121,649,998	124,029,852
Non-current liabilities due within one year	1,530,841	1,201,557,302
Other current liabilities	1,500,000,000	1,000,000,000
Total Current Liabilities	5,834,092,498	5,743,940,125
<b>Non-current liabilities:</b>		
Long-term borrowings	351,436,220	453,359,529
Bonds payable	990,379,082	496,482,241
Deferred tax liabilities	448,337	0
Total Non-current Liabilities	1,342,263,639	949,841,770
<b>TOTAL LIABILITIES</b>	<b>7,176,356,137</b>	<b>6,693,781,895</b>
<b>OWNERS' EQUITY:</b>		
Paid-in capital (or share capital)	5,037,747,500	5,037,747,500
Capital reserve	7,594,917,592	7,565,944,367
Surplus reserve	2,550,126,797	2,550,126,797
Retained profits	3,877,043,205	3,535,043,036
Total owners' equity attributable to equity holders of the Company	19,059,835,094	18,688,861,700
Minority interests	505,150,275	466,614,044
<b>TOTAL OWNERS' EQUITY</b>	<b>19,564,985,369</b>	<b>19,155,475,744</b>
<b>TOTAL LIABILITIES AND OWNERS' EQUITY</b>	<b>26,741,341,506</b>	<b>25,849,257,639</b>

Legal Representative  
of the Company:

**Yang Gen Lin**

Chief Accountant:

**Qian Yong Xiang**

Person in Charge of the  
Accounting Body:

**Yu Lan Ying**

## Balance Sheet of the Company

30 September 2013

Prepared by: Jiangsu Expressway Company Limited

Unit: yuan Currency: RMB Type of Audit: Unaudited

Item	At the end of the reporting period	At the beginning of the year
<b>Current Assets:</b>		
Cash and bank balances	328,657,886	400,877,755
Accounts receivable	74,352,755	69,967,201
Prepayments	31,182,677	11,846,942
Interest receivable	806,333	0
Dividends receivable	4,989,960	88,916,380
Other receivables	2,184,150,345	2,326,286,343
Inventories	21,745,385	19,863,144
Other current assets	0	200,203,560
Total Current Assets	2,645,885,341	3,117,961,325
<b>Non-current Assets:</b>		
Trust loans	500,000,000	0
Financial assets available for sale	1,000,000,000	0
Long-term equity investments	4,739,957,607	4,559,349,777
Fixed assets	837,698,977	917,827,778
Construction in progress	78,203,580	24,138,828
Intangible assets	14,410,575,909	15,027,998,027
Deferred tax assets	4,173,559	4,173,559
Total Non-current Assets	21,570,609,632	20,533,487,969
<b>TOTAL ASSETS</b>	<b>24,216,494,973</b>	<b>23,651,449,294</b>

## 4. APPENDIX

Unit: yuan Currency: RMB Type of Audit: Unaudited

Item	At the end of the reporting period	At the beginning of the year
<b>Current Liabilities:</b>		
Short-term borrowings	2,821,385,000	2,250,000,000
Accounts payable	88,546,357	109,261,208
Receipts in advance	8,428,406	45,821,172
Employee benefits payable	825,160	2,187,532
Taxes payable	91,840,699	171,896,597
Interest payable	35,595,106	55,224,700
Dividends payable	365,403,610	98,980,462
Other payables	90,299,302	96,743,542
Non-current liabilities due within one year	1,530,841	1,201,557,302
Other current liabilities	1,500,000,000	1,000,000,000
Total Current Liabilities	5,003,854,481	5,031,672,515
<b>Non-current liabilities:</b>		
Long-term borrowings	21,436,220	73,359,529
Bonds payable	990,379,082	496,482,241
Total Non-current Liabilities	1,011,815,302	569,841,770
<b>TOTAL LIABILITIES</b>	<b>6,015,669,783</b>	<b>5,601,514,285</b>
<b>OWNERS' EQUITY (OR EQUITY HOLDERS' EQUITY):</b>		
Paid-in capital (or share capital)	5,037,747,500	5,037,747,500
Capital reserve	7,576,492,360	7,547,519,135
Surplus reserve	2,229,960,693	2,229,960,693
Retained profits	3,356,624,637	3,234,707,681
<b>TOTAL OWNERS' EQUITY (OR EQUITY HOLDERS' EQUITY)</b>	<b>18,200,825,190</b>	<b>18,049,935,009</b>
<b>TOTAL LIABILITIES AND OWNERS' EQUITY (OR EQUITY HOLDERS' EQUITY)</b>	<b>24,216,494,973</b>	<b>23,651,449,294</b>

Legal Representative  
of the Company:  
**Yang Gen Lin**

Chief Accountant:  
**Qian Yong Xiang**

Person in Charge of the  
Accounting Body:  
**Yu Lan Ying**

## Consolidated Income Statement

January to September 2013

Prepared by: Jiangsu Expressway Company Limited

Unit: yuan Currency: RMB Type of Audit: Unaudited

Item	Amount for the current period (July–September)	Amount for the corresponding period of the previous year (July–September)	Beginning of the year to end of the reporting period (January–September)	Beginning of the previous year to end of the reporting period (January–September)
<b>1. Total operating income</b>	1,973,777,230	2,132,838,421	5,642,250,008	5,862,194,833
Including: Operating income	1,973,777,230	2,132,838,421	5,642,250,008	5,862,194,833
<b>2. Total operating costs</b>	1,086,884,370	1,321,444,183	3,103,067,127	3,453,282,014
Including: Operating Costs	906,706,886	1,105,061,439	2,626,899,791	2,913,884,368
Business taxes and levies	51,462,778	65,851,013	146,631,734	159,169,728
Selling expenses	1,927,619	5,283,124	6,133,003	6,357,223
Administrative expenses	43,097,158	42,784,457	121,390,087	119,188,631
Financial expenses	83,689,929	102,964,150	202,012,512	255,182,064
Impairment loss of assets	0	-500,000	0	-500,000
Add: Gains from changes in fair values				
(Losses are indicated by “-”)	3,057,908	-1,377,698	3,727,888	-2,467,926
Investment income				
(Loss is indicated by “-”)	83,541,518	83,310,177	265,142,220	186,484,084
Including: Income from investments in associates and joint ventures	82,276,779	71,054,096	216,733,756	160,330,188

## 4. APPENDIX

Unit: yuan Currency: RMB Type of Audit: Unaudited

Item	Amount for the current period (July–September)	Amount for the corresponding period of the previous year (July–September)	Beginning of the year to end of the reporting period (January–September)	Beginning of the previous year to end of the reporting period (January–September)
<b>3. Operating profit (Loss is indicated by “–”)</b>	973,492,286	893,326,717	2,808,052,989	2,592,928,977
Add: Non-operating income	5,574,090	2,848,662	99,392,712	6,735,239
Less: Non-operating expenses	11,925,891	19,897,234	21,956,701	28,041,700
Including: Losses from disposal of non-current assets	3,933,167	14,518,195	4,632,456	15,002,162
<b>4. Total profit (Total loss is indicated by “–”)</b>	967,140,485	876,278,145	2,885,489,000	2,571,622,516
Less: Income tax expense	228,698,459	189,351,845	672,724,763	597,279,869
<b>5. Net profit (Net loss is indicated by “–”)</b>	738,442,026	686,926,300	2,212,764,237	1,974,342,647
Net profit attributable to owners of the Company	720,317,707	670,725,327	2,155,589,269	1,931,505,553
Profit or loss attributable to minority interests	18,124,319	16,200,973	57,174,968	42,837,094
<b>6. Earnings per share:</b>				
(a) Basic earnings per share	0.1430	0.1331	0.4279	0.3834
(b) Diluted earnings per share	—	—	—	—
<b>7. Other comprehensive income</b>	40,080,575	–785,029	28,973,225	23,925,858
<b>8. Total comprehensive income</b>	778,522,601	686,141,271	2,241,737,462	1,998,268,505
Total comprehensive income attributable to owners of the Company	760,398,282	669,940,298	2,184,562,494	1,955,431,411
Total comprehensive income attributable to minority interests	18,124,319	16,200,973	57,174,968	42,837,094

Legal Representative  
of the Company:  
**Yang Gen Lin**

Chief Accountant:  
**Qian Yong Xiang**

Person in Charge of the  
Accounting Body:  
**Yu Lan Ying**

## Income Statement of the Company

January to September 2013

Prepared by: Jiangsu Expressway Company Limited

Unit: yuan Currency: RMB Type of Audit: Unaudited

Item	Amount for the current period (July–September)	Amount for the corresponding period of the previous year (July–September)	Beginning of the year to end of the reporting period (January–September)	Beginning of the previous year to end of the reporting period (January–September)
<b>1. Operating income</b>	1,761,267,842	1,706,314,072	5,005,875,509	5,054,668,989
Less: Operating costs	839,566,262	865,997,235	2,413,685,698	2,553,385,976
Business taxes and levies	44,096,382	41,048,156	122,995,378	120,371,716
Administrative expenses	35,794,991	35,850,982	99,917,265	97,357,505
Financial expenses	74,419,899	91,845,588	172,686,075	251,737,559
Impairment loss of assets	0	-500,000	0	-500,000
Investment income				
(Loss is indicated by “-”)	53,943,204	180,603,770	241,730,506	397,048,717
Including: Income from investments in associates and joint ventures	51,636,954	46,686,338	133,602,740	136,108,416
<b>2. Operating profit (Loss is indicated by “-”)</b>	821,333,512	852,675,881	2,438,321,599	2,429,364,950
Add: Non-operating income	5,060,268	2,846,360	98,517,085	6,729,762
Less: Non-operating expenses	10,812,084	18,759,560	18,584,817	25,306,081
Including: Losses from disposal of non-current assets	3,824,526	14,432,828	3,848,036	14,720,064



## 4. APPENDIX

Unit: yuan Currency: RMB Type of Audit: Unaudited

Item	Amount for the current period (July–September)	Amount for the corresponding period of the previous year (July–September)	Beginning of the year to end of the reporting period (January–September)	Beginning of the previous year to end of the reporting period (January–September)
<b>3. Total profit (Total loss is indicated by “–”)</b>	815,581,696	836,762,681	2,518,253,867	2,410,788,631
Less: Income tax expense	196,710,744	164,162,481	582,747,811	510,616,175
<b>4. Net profit (Net loss is indicated by “–”)</b>	618,870,952	672,600,200	1,935,506,056	1,900,172,456
<b>5. Earnings per share:</b>				
(a) Basic earnings per share	0.1228	0.1335	0.3842	0.3772
(b) Diluted earnings per share	—	—	—	—
<b>6. Other comprehensive income</b>	40,080,575	–785,029	28,973,225	23,925,858
<b>7. Total comprehensive income</b>	658,951,527	671,815,171	1,964,479,281	1,924,098,314

*Legal Representative  
of the Company:*  
**Yang Gen Lin**

*Chief Accountant:*  
**Qian Yong Xiang**

*Person in Charge of the  
Accounting Body:*  
**Yu Lan Ying**

## Consolidated Cash Flow Statement

January to September 2013

Prepared by: Jiangsu Expressway Company Limited

Unit: yuan Currency: RMB Type of Audit: Unaudited

Item	Beginning of the year to end of the reporting period (January– September)	Beginning of the previous year to end of the reporting period (January– September)
<b>1. Cash Flows from Operating Activities:</b>		
Cash receipts from the sale of goods and the rendering of services	6,254,103,270	5,930,876,533
Other cash receipts relating to operating activities	28,897,029	24,033,821
Sub-total of cash inflows from operating activities	6,283,000,299	5,954,910,354
Cash payments for goods purchased and services received	2,547,082,100	2,345,509,697
Cash payments to and on behalf of employees	342,152,371	316,502,952
Payments of various types of taxes	949,509,413	969,022,499
Other cash payments relating to operating activities	41,173,267	45,062,112
Sub-total of cash outflows from operating activities	3,879,917,151	3,676,097,260
Net Cash Flows from Operating Activities	2,403,083,148	2,278,813,094

## 4. APPENDIX

Unit: yuan Currency: RMB Type of Audit: Unaudited

Item	Beginning of the year to end of the reporting period (January– September)	Beginning of the previous year to end of the reporting period (January– September)
<b>2. Cash Flows from Investing Activities:</b>		
Cash receipts from disposals of investments	388,000,000	2,968,966,656
Cash receipts from investment income	156,726,029	73,369,253
Net cash receipts from disposals of fixed assets, intangible assets and other long-term assets	84,036,294	2,480,955
Sub-total of cash inflows from investing activities	628,762,323	3,044,816,864
Cash payments to acquire or construct fixed assets, intangible assets and other long-term assets	104,344,178	102,273,961
Cash payments to acquire investments	1,318,367,432	4,083,250,000
Other cash payments relating to investing activities		
Sub-total of cash outflows from investing activities	1,422,711,610	4,185,523,961
Net Cash Flows from Investing Activities	-793,949,287	-1,140,707,097
<b>3. Cash Flows from Financing Activities:</b>		
Cash receipts from borrowings	3,986,385,000	2,285,000,000
Cash receipts from issue of bonds	1,987,500,000	2,990,500,000
Other cash receipts relating to financing activities		
Sub-total of cash inflows from financing activities	5,973,885,000	5,275,500,000
Cash repayments of borrowings	5,806,533,343	4,316,573,877
Cash payments for distribution of dividends or profits or settlement of interest expenses	1,806,865,982	2,112,993,159
Including: payments for distribution of dividends or profits to minority owners of subsidiaries	42,272,811	44,788,613
Other cash payments relating to financing activities	3,250,812	1,925,590
Sub-total of cash outflows from financing activities	7,616,650,137	6,431,492,626
Net Cash Flows from Financing Activities	-1,642,765,137	-1,155,992,626



Unit: yuan Currency: RMB Type of Audit: Unaudited

Item	Beginning of the year to end of the reporting period (January– September)	Beginning of the previous year to end of the reporting period (January– September)
<b>4. Effects of Foreign Exchange Rate Changes on Cash and Cash Equivalents</b>	0	0
<b>5. Net Increase in Cash and Cash Equivalents</b>	-33,631,276	-17,886,629
Add: Opening balance of Cash and Cash Equivalents	686,484,787	806,129,927
<b>6. Closing Balance of Cash and Cash Equivalents</b>	652,853,511	788,243,298

*Legal Representative  
of the Company:*  
**Yang Gen Lin**

*Chief Accountant:*  
**Qian Yong Xiang**

*Person in Charge of the  
Accounting Body:*  
**Yu Lan Ying**

## 4. APPENDIX

### Cash Flow Statement of the Company

January to September 2013

Prepared by: Jiangsu Expressway Company Limited

Unit: yuan Currency: RMB Type of Audit: Unaudited

Item	Beginning of the year to end of the reporting period (January– September)	Beginning of the previous year to end of the reporting period (January– September)
<b>1. Cash Flows from Operating Activities:</b>		
Cash receipts from the sale of goods and the rendering of services	5,400,495,830	5,343,412,915
Other cash receipts relating to operating activities	12,609,124	9,643,774
Sub-total of cash inflows from operating activities	5,413,104,954	5,353,056,689
Cash payments for goods purchased and services received	2,047,886,749	2,115,040,933
Cash payments to and on behalf of employees	280,632,101	260,432,420
Payments of various types of taxes	810,910,573	832,341,998
Other cash payments relating to operating activities	30,871,687	34,304,261
Sub-total of cash outflows from operating activities	3,170,301,110	3,242,119,612
Net Cash Flows from Operating Activities	2,242,803,844	2,110,937,077

Unit: yuan Currency: RMB Type of Audit: Unaudited

Item	Beginning of the year to end of the reporting period (January– September)	Beginning of the previous year to end of the reporting period (January– September)
<b>2. Cash Flows from Investing Activities:</b>		
Cash receipts from disposals of investments	200,000,000	2,310,605,530
Cash receipts from investment income	290,479,145	174,645,250
Net cash receipts from disposals of fixed assets, intangible assets and other long-term assets	84,034,394	2,478,955
Other cash receipts relating to investing activities	620,000,000	180,000,000
Sub-total of cash inflows from investing activities	1,194,513,539	2,667,729,735
Cash payments to acquire or construct fixed assets, intangible assets and other long-term assets	83,478,563	66,256,665
Cash payments to acquire investments	1,117,107,432	2,175,000,000
Other cash payments relating to investing activities	880,000,000	120,000,000
Sub-total of cash outflows from investing activities	2,080,585,995	2,361,256,665
Net Cash Flows from Investing Activities	-886,072,456	306,473,070
<b>3. Cash Flows from Financing Activities:</b>		
Cash receipts from borrowings	3,726,385,000	1,535,000,000
Cash receipts from issue of bonds	1,987,500,000	2,990,500,000
Sub-total of cash inflows from financing activities	5,713,885,000	4,525,500,000
Cash repayments of borrowings	5,406,533,343	4,956,573,877
Cash payments for distribution of dividends or profits or settlement of interest expenses	1,733,052,102	2,063,543,713
Other cash payments relating to financing activities	3,250,812	1,925,590
Sub-total of cash outflows from financing activities	7,142,836,257	7,022,043,180
Net Cash Flows from Financing Activities	-1,428,951,257	-2,496,543,180

## 4. APPENDIX

Unit: yuan Currency: RMB Type of Audit: Unaudited

Item	Beginning of the year to end of the reporting period (January– September)	Beginning of the previous year to end of the reporting period (January– September)
<b>4. Effects of Foreign Exchange Rate</b>		
<b>Changes on Cash and Cash Equivalents</b>	0	0
<b>5. Net Increase in Cash and Cash Equivalents</b>	-72,219,869	-79,133,033
Add: Opening balance of Cash and Cash Equivalents	400,877,755	452,126,965
<b>6. Closing Balance of Cash and Cash Equivalents</b>	328,657,886	372,993,932

*Legal Representative  
of the Company:*  
**Yang Gen Lin**

*Chief Accountant:*  
**Qian Yong Xiang**

*Person in Charge of the  
Accounting Body:*  
**Yu Lan Ying**


## CONFIRMATION OPINION TO 2013 THIRD QUARTERLY REPORT BY DIRECTORS AND SENIOR MANAGEMENT

The Company's directors and senior management hereby confirm in writing that they have reviewed the quarterly report and are of the opinion that there are no false representations or misleading statements contained in, or material omissions from this report; and that they shall severally and jointly accept responsibility for the truthfulness, accuracy and completeness of the content of this report.

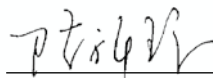
### Directors



Yang Gen Lin




Zhang Yang




Chen Xiang Hui



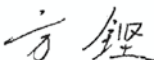
Du Wen Yi




Qian Yong Xiang



Cheng Chang Yung Tsung, Alice




Fang Hung, Kenneth




Zhang Er Zhen



Xu Chang Xin



Gao Bo




Chen Dong Hua




## CONFIRMATION OPINION TO 2013 THIRD QUARTERLY REPORT BY DIRECTORS AND SENIOR MANAGEMENT

### Senior Management Members



Zhao Jia Jun



Shang Hong




Tian Yafei



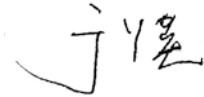
Yao Yong Jia



Wu Wei Ping



Li Jie



Yu Lan Ying

Jiangsu Expressway Company Limited  
25 October 2013